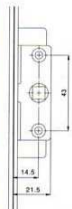
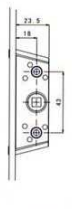




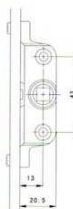
CD01



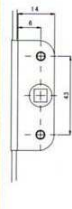
CD02



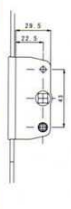
CD03



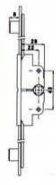
CD04



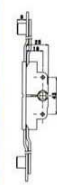
CD05



CD06



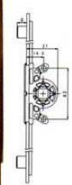
CD07



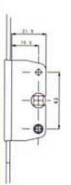
CD08

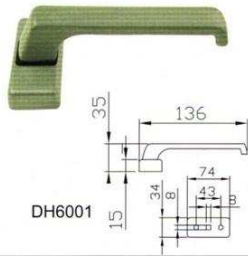


CD09

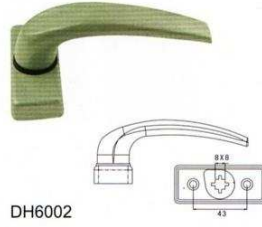


CD010





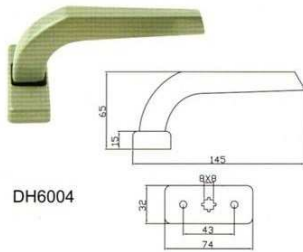
DH6001



DH6002



DH6003



DH6004



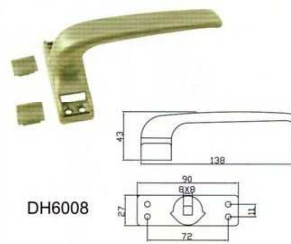
DH6005



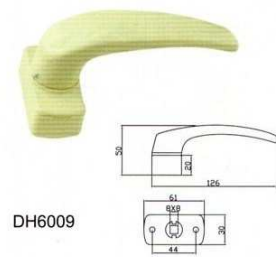
DH6006



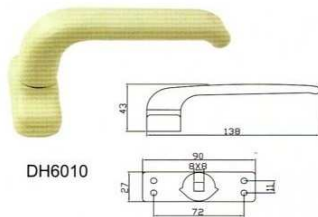
DH6007



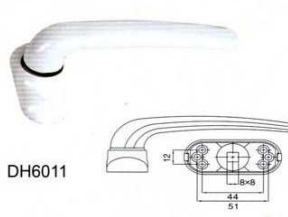
DH6008



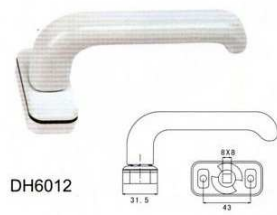
DH6009



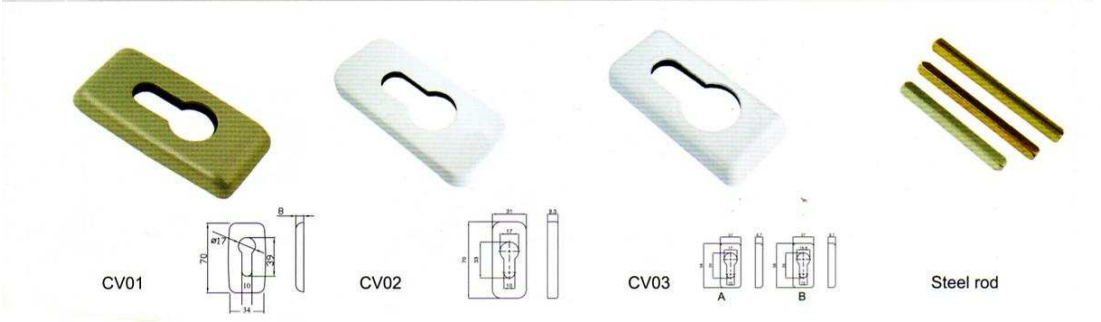
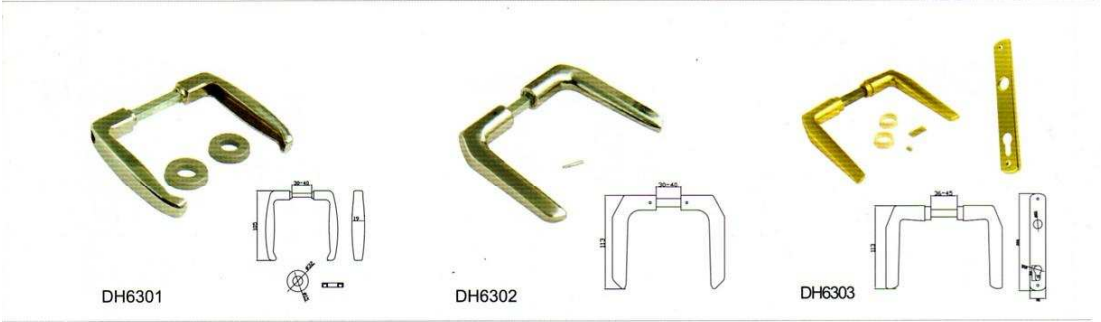
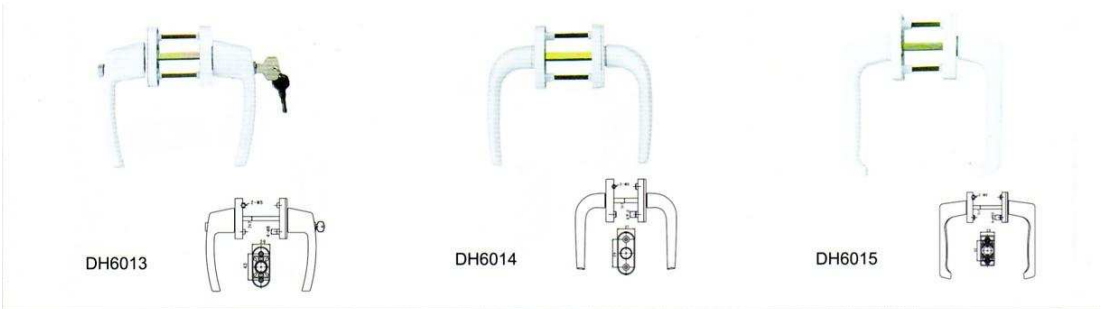
DH6010



DH6011

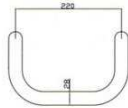


DH6012


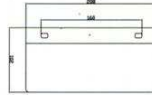




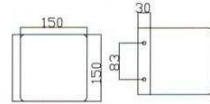
DH6304




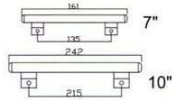
DH6305




DH6306



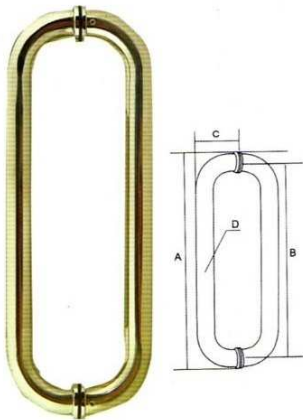
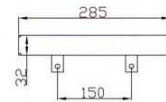
DH6307



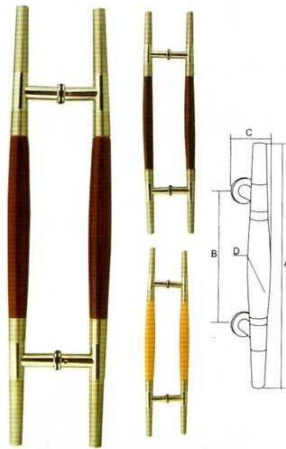
DH6308



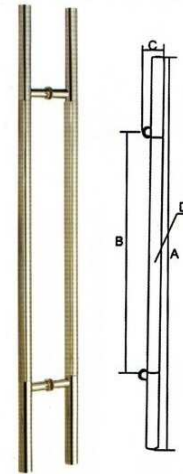
DH6309



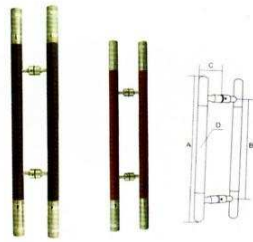
MODEL	A	B	C	D	color
DH6201	300	275	65	25	Gloss Semi- Gloss
	305	280	65	25	
	450	418	75	32	
	600	562	85	38	
	610	560	85	51	
	615	965	107	51	



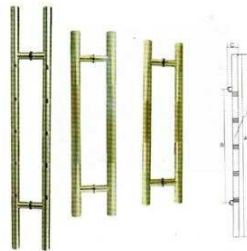
MODEL	A	B	C	D	color
DH6202	300	180	60	25	Beech Rosewood
	600	300	83	38	



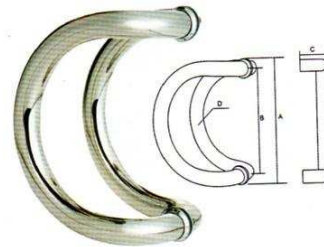
MODEL	A	B	C	D	color
DH6203	300	150	60	25	Semi- Gloss
	500	350	58	38	
	600	500	90	32	
	700	500	58	32	



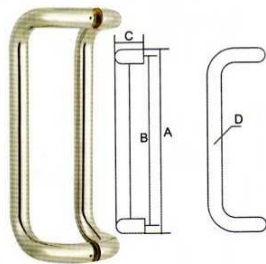
MODEL	A	B	C	D	color
DH6204	300	200	70	25	Soft- feel paint
	500	250	77	32	
	600	300	83	28	
	750	340	83	38	



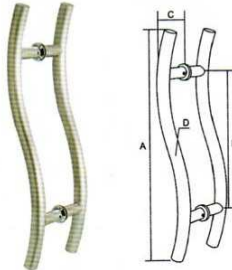
MODEL	A	B	C	D	color
DH6205	700	550	83	38	Light- Ring
	800	500	83	38	
	1200	800	83	38	



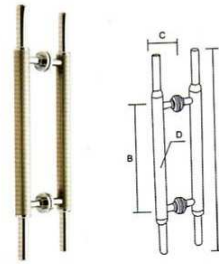
MODEL	A	B	C	D	color
DH6206	225	200	70	25	Gloss Semi- Gloss Satin
	305	280	70	25	
	312	280	75	32	
	382	350	75	32	
	388	350	88	38	
	438	400	88	38	




MODEL	A	B	C	D	color
DH6207	330	305	70	25	Satin
	375	350	70	25	
	382	350	80	32	
	482	450	80	32	
	638	600	85	38	




MODEL	A	B	C	D	color
DH6208	500	400	74	32	Satin
	600	400	72	32	



MODEL	A	B	C	D	color
DH6209	470	220	80	32	Semi- Gloss
	600	340	90	38	




MODEL	A	B	C	D	color
DH6210	450	418	55	32	Star
	600	568	65	32	



MODEL	A	B	C	D	color
DH6211	300	275	60	25	Semi- Gloss
	500	468	77	32	
	600	562	90	38	
	1300	1262	90	38	




DH6101



DH6102




DH6103



DH6104



DH6105



DH6106



DH6107



DH6108




DH6109



DH6110



DH6111



DH6112



DH6113



DH6114



DH6115



DH6116



DH6117



DH6118




DH6119



DH6120



DH6121



DH6122



DH6123



DH6124



DH6125



DH6126



DH6127



DH6128



DH6129



DH6130



DH6131



DH6132



DH6133



DH6134



DH6135



DH6136



DH6137



DH6138



DH6139



DH6140



DH6141



DH6142



DH6143



DH6144



DH6145



DH6146



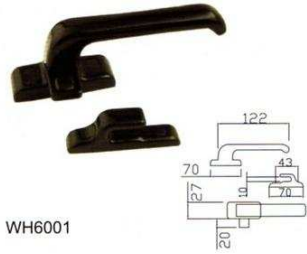
C01



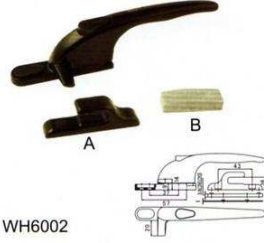
C02



C03



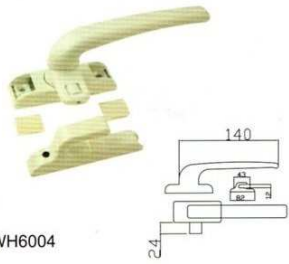
WH6001



WH6002



WH6003



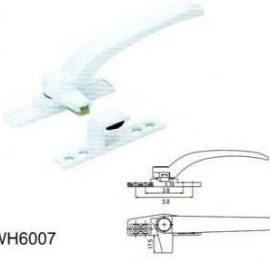
WH6004



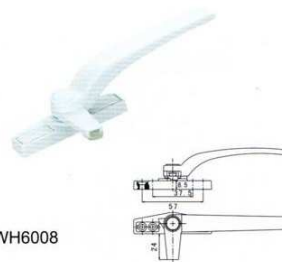
WH6005



WH6006



WH6007



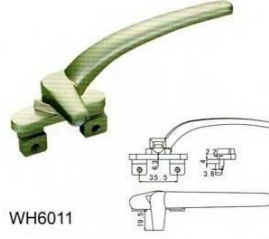
WH6008



WH6009



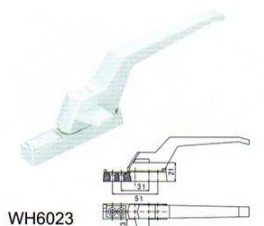
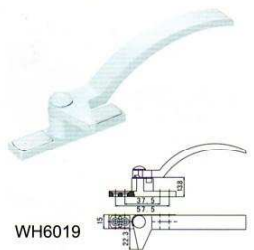
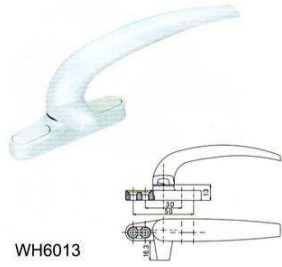
WH6010

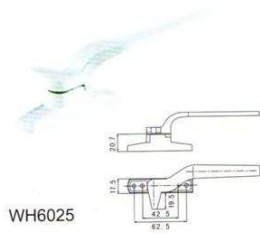


WH6011

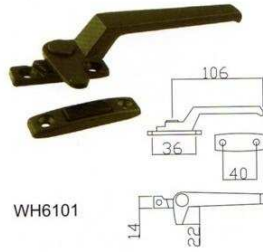


WH6012

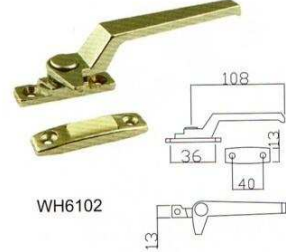




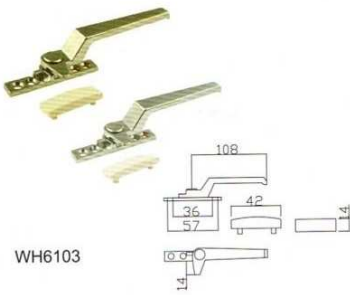
WH6025



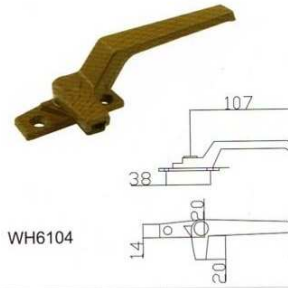
WH6101




WH6102



WH6103



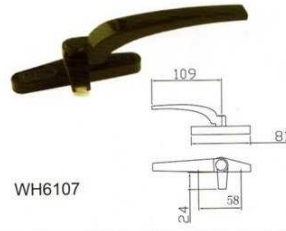
WH6104



WH6105



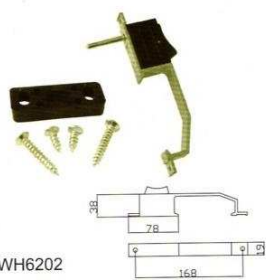
WH6106



WH6107



WH6201



WH6202



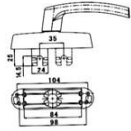
WH6203



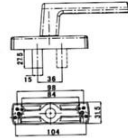
WH6204



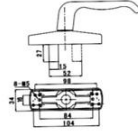
WH6301



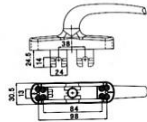
WH6302



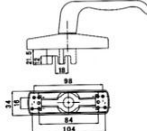
WH6303



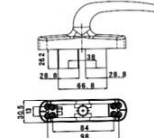
WH6304



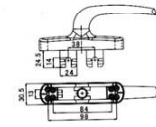
WH6305



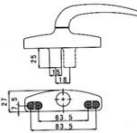
WH6306



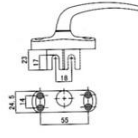
WH6307



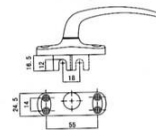
WH6308



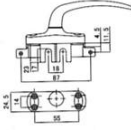
WH6309



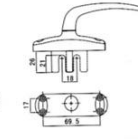
WH6310



WH6311


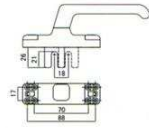


WH6312

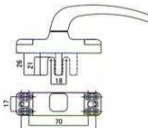




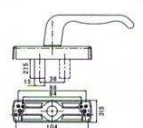
WH6313



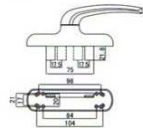
WH6314



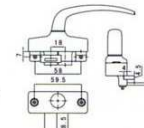
WH6315



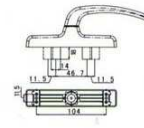
WH6316



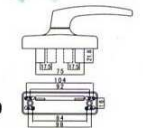
WH6317



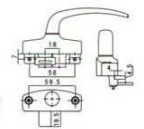
WH6318



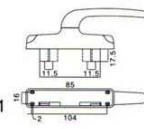
WH6319



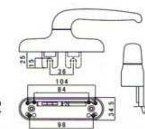
WH6320



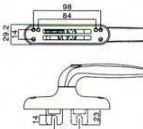
WH6321



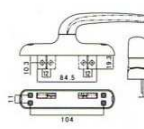
WH6322



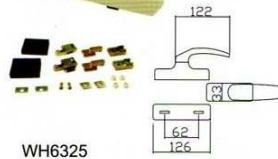
WH6323



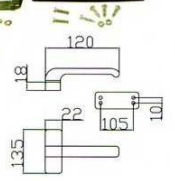
WH6324



WH6325



WH6326





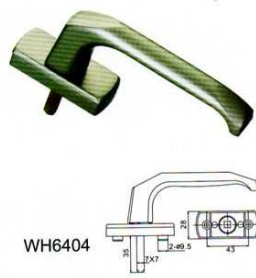
WH6401



WH6402



WH6403



WH6404



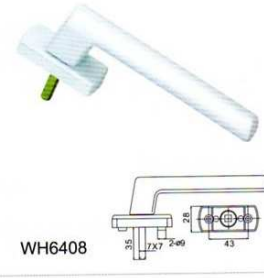
WH6405



WH6406



WH6407



WH6408



WH6409



WH6410



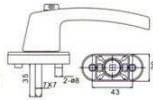
WH6411



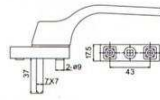
WH6412



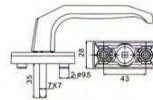
WH6413



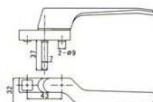
WH6414



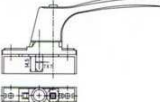
WH6415



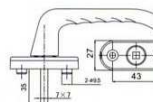
WH6416




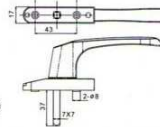
WH6417



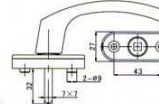
WH6418



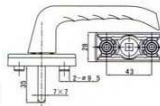
WH6419



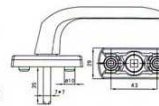
WH6420

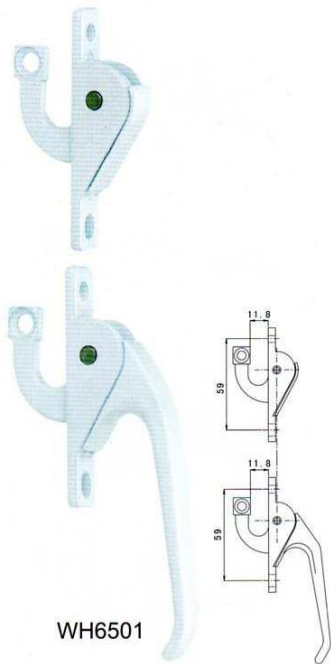


WH6421

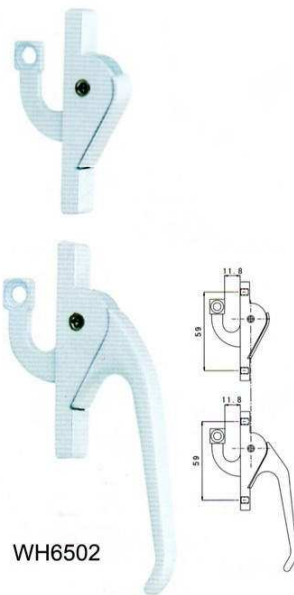


WH6422

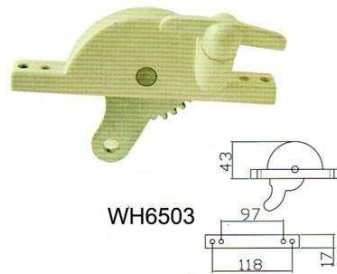




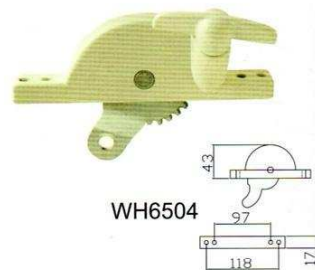
WH6501



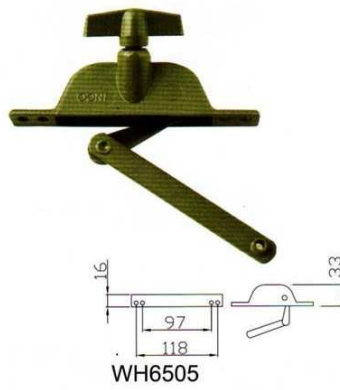
WH6502



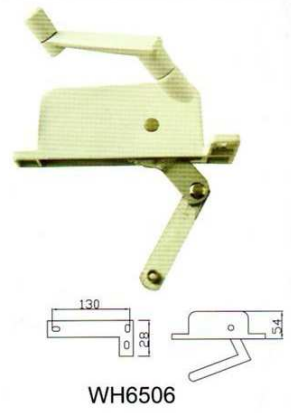
WH6503



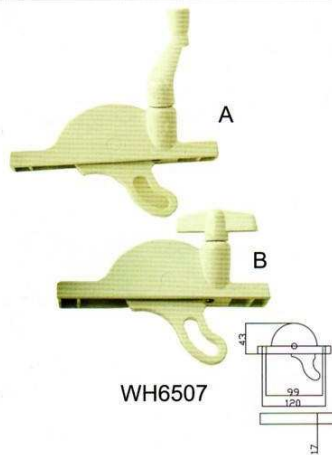
WH6504



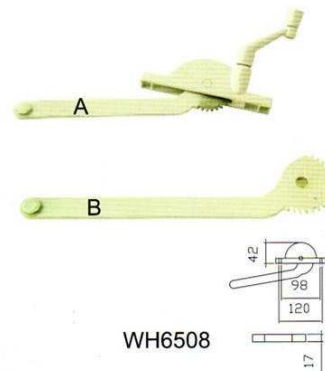
WH6505



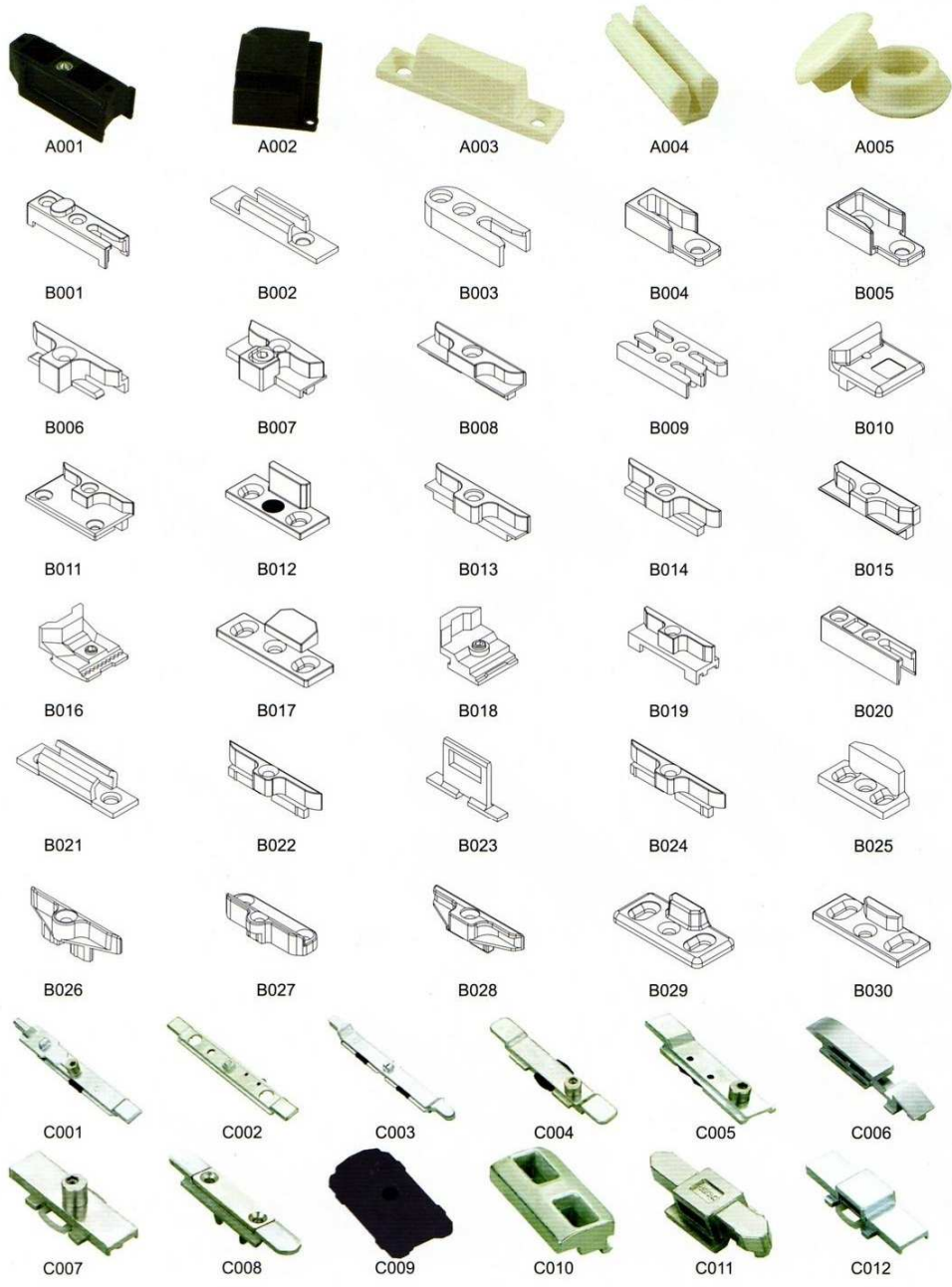
WH6506



WH6507



WH6508



A001

A002

A003

A004

A005

B001

B002

B003

B004

B005

B006

B007

B008

B009

B010

B011

B012

B013

B014

B015

B016

B017

B018

B019

B020

B021

B022

B023

B024

B025

B026

B027

B028

B029

B030

C001

C002

C003

C004

C005

C006

C007

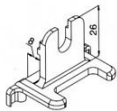
C008

C009

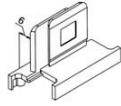
C010

C011

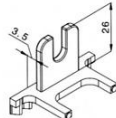
C012



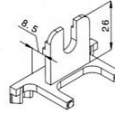
D01A



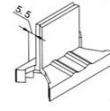
D02A



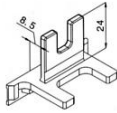
D03C



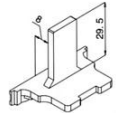
D04C



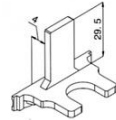
D05C



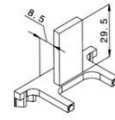
D06B



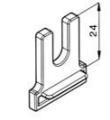
D07B



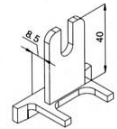
D08B



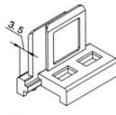
D09C



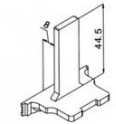
D10E



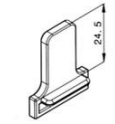
D11C



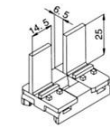
D12F



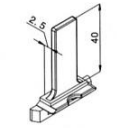
D13C



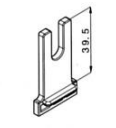
D14E



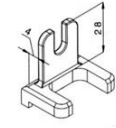
D15F



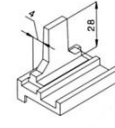
D16D



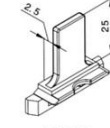
D17E



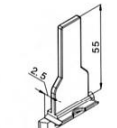
D18F



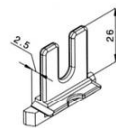
D19F



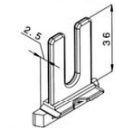
D20D



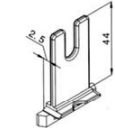
D21D



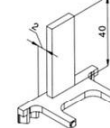
D22D



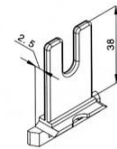
D23D



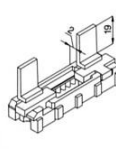
D24D



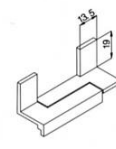
D25C



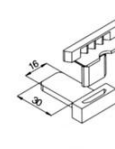
D26C



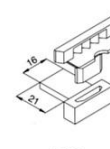
D27



D28



D29





D30

N/B: A. Be applicable for WH6301
 B. Be applicable for WH6302 WH6303
 C. Be applicable for WH6304 WH6306

D. Be applicable for WH6308 WH6312 WH6313 WH6314
 E. Be applicable for WH6309
 F. Be applicable for WH6316 WH6319 WH6322










TB6101



TB6102



TB6103



TB6104



TB6105



TB6106



TB6107



TB6108



TB6109



TB6110



TB6111



TB6112




TB6113




TB6114




TB6115



TB6116




TB6117



TB6118



TB6119



TB6120



TB6121



TB6122



TB6123



TB6124




TB6125



TB6126




TB6127



TB6128



TB6129



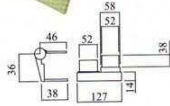
TB6130



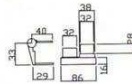
TB6131



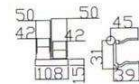
HL6001




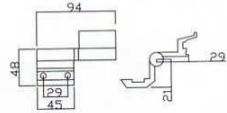
HL6002



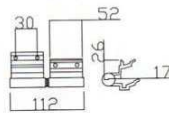
HL6003



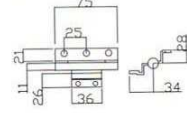
HL6004



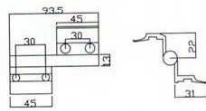
HL6005



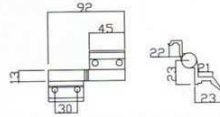
HL6006



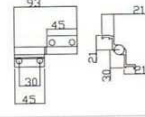
HL6007



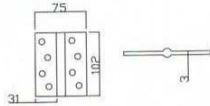
HL6008



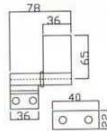
HL6009



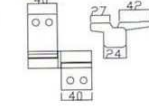
HL6010



HL6011


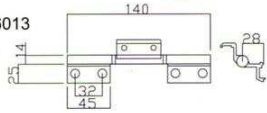


HL6012

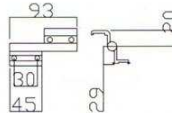




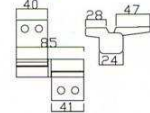
HL6013



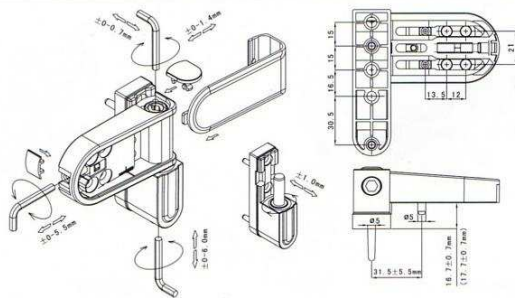
HL6014



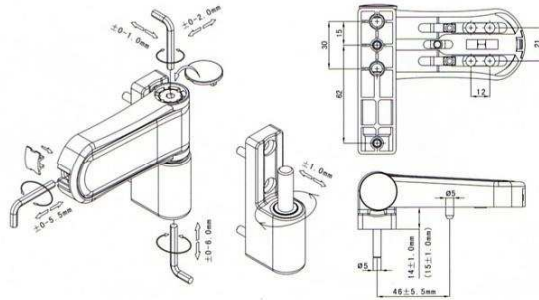
HL6015



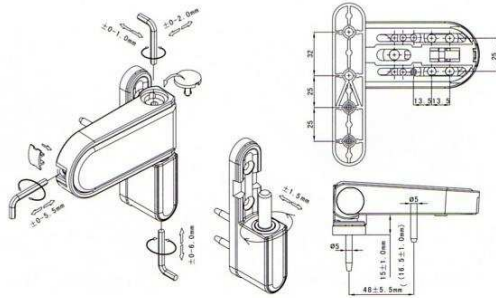
HL6101

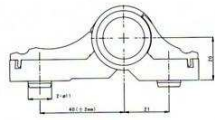


HL6102

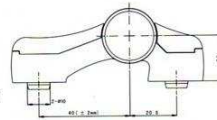



HL6103

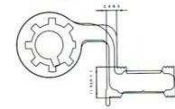




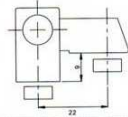
HL6104



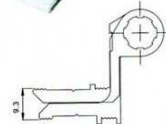
HL6105



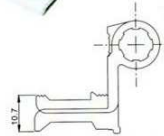
HL6106



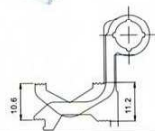
HL6201



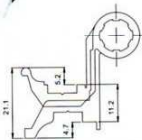
HL6202



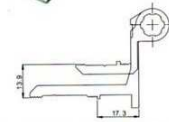
HL6203



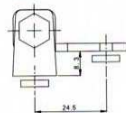
HL6204



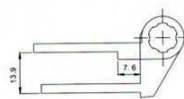
HL6205



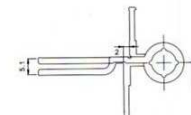
HL6206



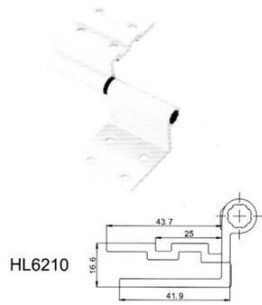
HL6207



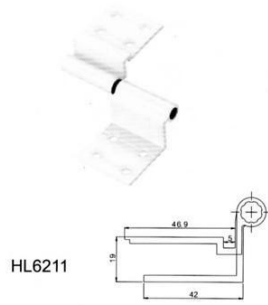
HL6208



HL6209



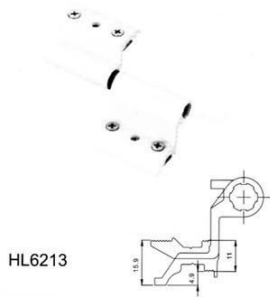
HL6210



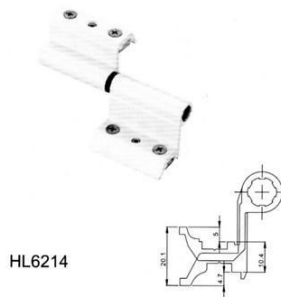
HL6211



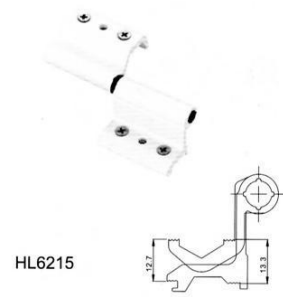
HL6212



HL6213



HL6214



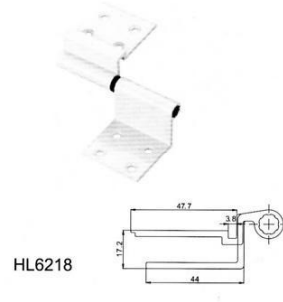
HL6215



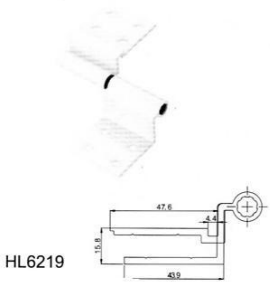
HL6216



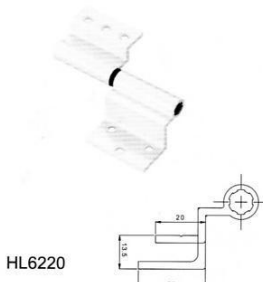
HL6217



HL6218



HL6219



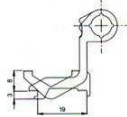
HL6220



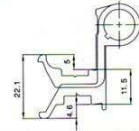
HL6221



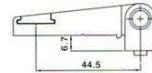
HL6222



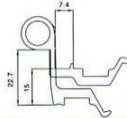
HL6223



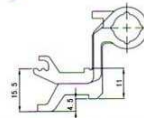
HL6224



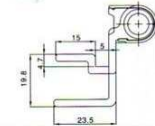
HL6225



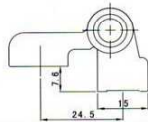
HL6226



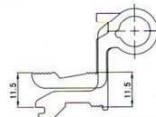
HL6227



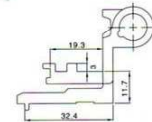
HL6228



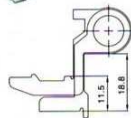
HL6229



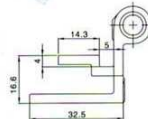
HL6230



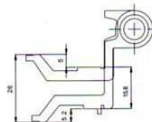
HL6231

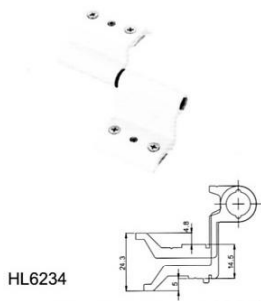


HL6232



HL6233





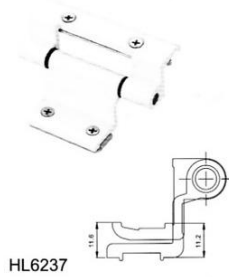
HL6234



HL6235



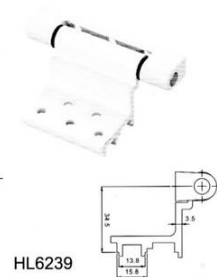
HL6236



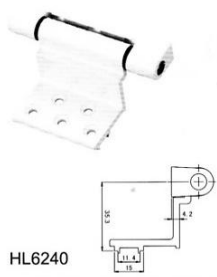
HL6237



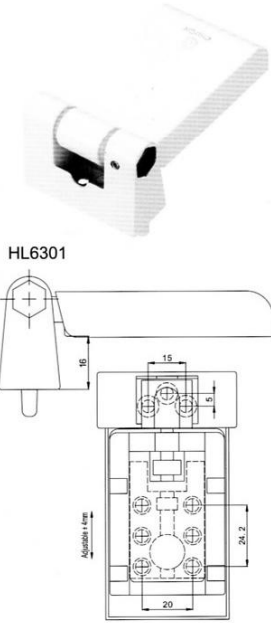
HL6238



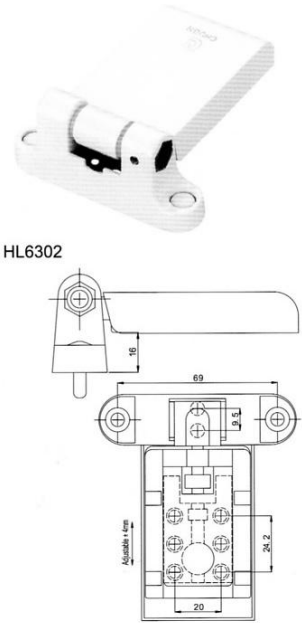
HL6239



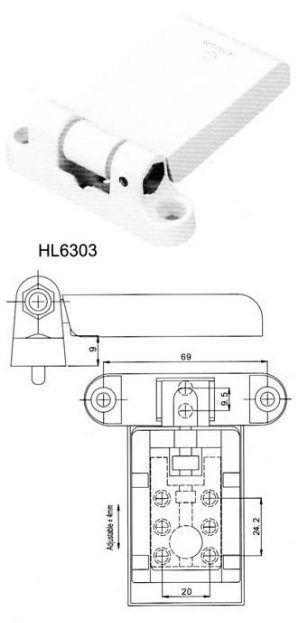
HL6240



HL6301



HL6302



HL6303



HL6304



HL6305



HL6306



HL6307



HL6308



HL6309



HL6310



HL6311



HL6312




HL6313



HL6314




HL6315




100mm

HL6316




80mm

HL6317



75mm

HL6318



HL6319



HL6320



HL6321



ZM6001



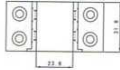
ZM6002



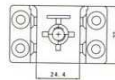
ZM6003



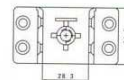
JM6001

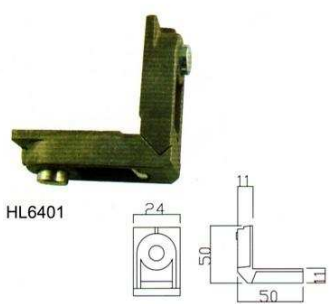


JM6002

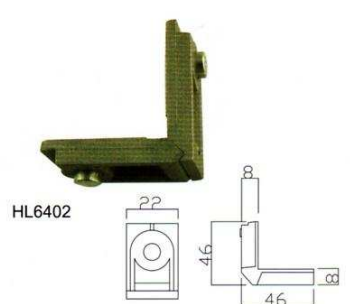


JM6003

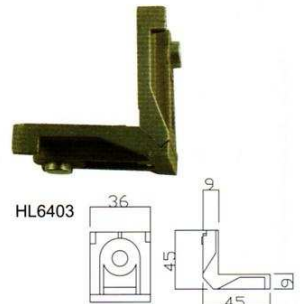




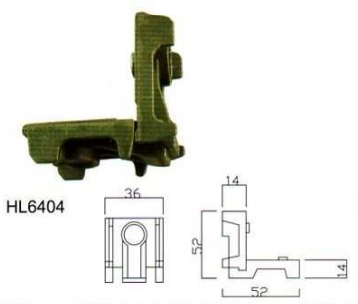
HL6401



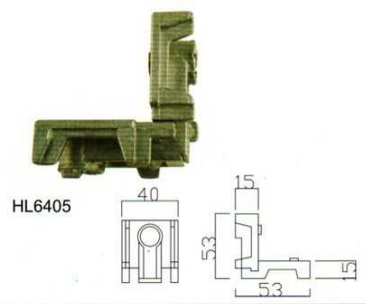
HL6402



HL6403



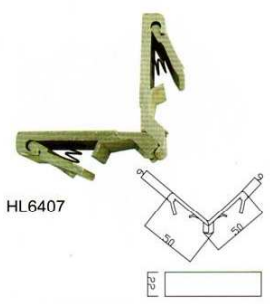
HL6404



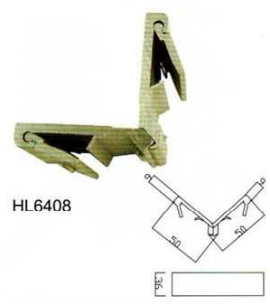
HL6405



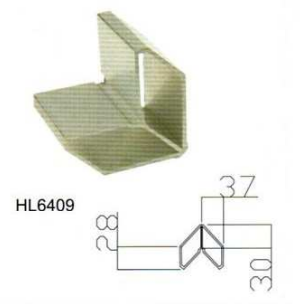
HL6406



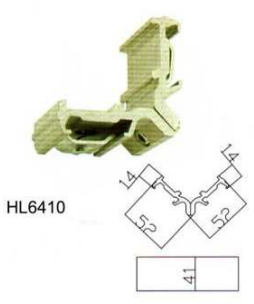
HL6407



HL6408



HL6409



HL6410



HL6411



HL6412



W6001
60mm 70mm 80mm 100mm



W6002
60mm 70mm 80mm 1000mm



W6003
60mm 70mm 80mm 100mm



W6004
60mm 70mm 80mm 100mm



W6005
60mm 70mm 80mm 100mm



W6006
60mm 70mm 80mm 100mm



W6007
60mm 70mm 75mm 80mm 100mm



W6008
Small, Medium, Large



W6009



W6010



W6011
Small, Medium, Large



W6012



R6001



R6002



R6003



R6004



R6005



R6006



R6006B



R6007



R6009



R6010



R6011


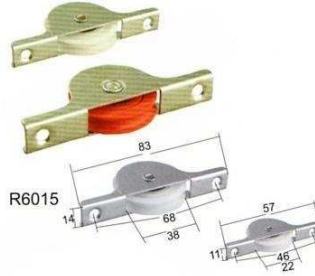


R6012




R6013







R6026



R6027



R6028



R6029



R6030



R6031



R6032



R6033



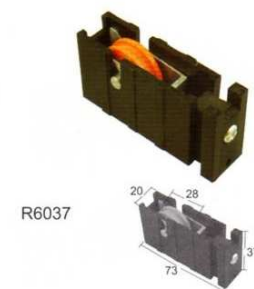
R6034




R6035




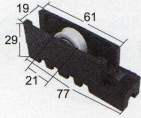
R6036




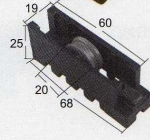
R6037



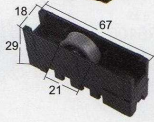
R6038




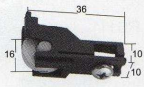
R6039




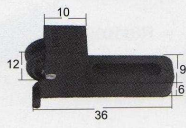
R60340




R6041




R6042




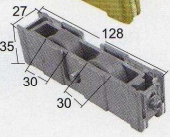
R6043





R6044




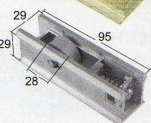
R6101




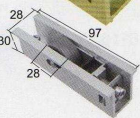
R6102




R6103




R6104

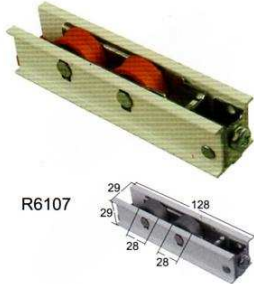


R6105






R6106




R6107



R6108




R6109



R6110



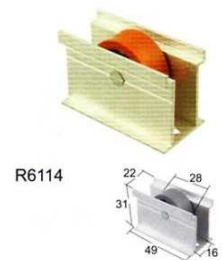
R6111



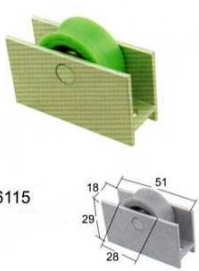
R6112



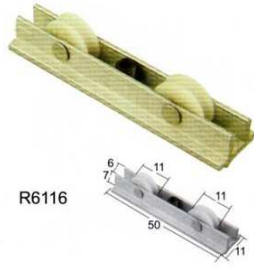
R6113



R6114



R6115



R6116



R6201





R6301



R6302



R6303



R6304



R6305



R6306



R6307



R6308



R6309



R6310



R6311



R6312



R6313






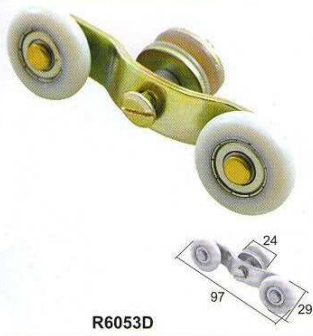
R6314



R6315



R6316





DC-20 Series
TRANSOM CLOSER

Model	DC-203	DC-204	DC-205
Door weight(kg)	60-85	80-120	100-150


- Dual valves, adjusting closing speed and latching speed
- Maximum opening angle of 180° and hold open angle of 90°
- Double action, non hold-open function is available.
- Applicable for being installed inside the top door rail
- Side-loading arm and end-loading arm are available



DC-82 Series
Floor spring

Model	Applicable door dimensions(mm)	Door weight (kg)	Floor hinges dimensions(mm)
DC-823	950X2100	60-85	330X129X40
DC-824	1000X2100	80-120	
DC-825	1100X2200	100-150	

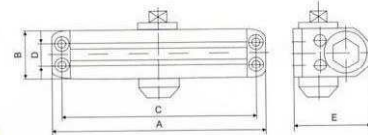
- Durable and consistent
- Double action and single action
- Cast iron body
- Max. opening angle 105° (with hold open) 90°



DC-ES
European style

Model	Door weight (kg)	Type of door
DC-ES202	25-45	Suitable for all kinds of interior and exterior door wood and metal
DC-ES203	40-65	
DC-ES204	60-85	
DC-ES205	80-105	

- Dimension: 233mm (L) X 60.5(W) X 42(H)
- Backcheck (optional)



DC-B
Budget closer

Model	Overall dimension (mm)			Installation dimension(mm)		Door weight (kg)	Size of door (mm)
	A	B	E	C	D		
DC-B-1	148	37.5	57	132	19	~25KG	2000X780
DC-B-2	148	37.5	57	132	19	25-45KG	2000X800
DC-B-3	182	42	65	165	19	40-60KG	2000X900
DC-B-4	186	44.5	67	168	19	60-85KG	2100X1000
DC-B-5	209	48	72.5	193	19	85-120KG	2100X1100

- Aluminium alloy body
- Closing speed and latching speed adjustment with two valves.
- Applicable for all different kinds of installation with different opening angle.



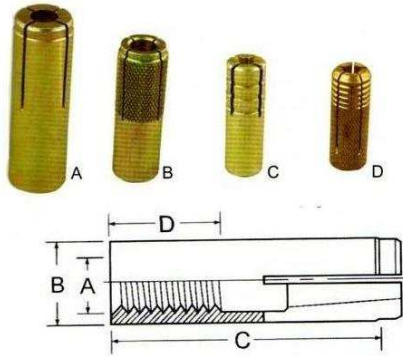
DC-GAS01
Steel pipe style



DC-GAS02
Steel pipe style

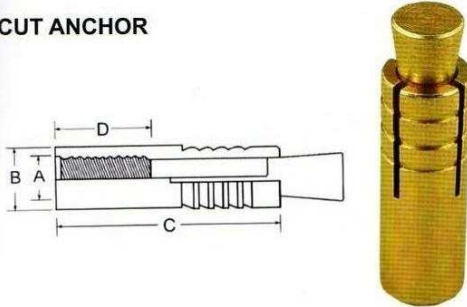
Model	Door weight (kg)	Size of door(mm)
DC-GAS01	15-30	2000X800
DC-GAS02	25-45	2000X900

DROP IN ANCHOR



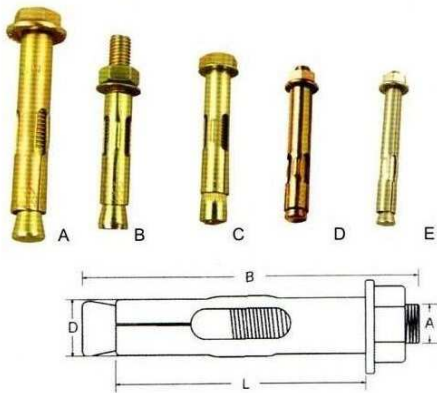
Code NO.	Thread Size(A)	Anchor Dia. (B)	Anchor Length(C)	Thread Depth(D)
DRI-20	1/4-20	3/8"	1"	1/2"
DRI-30	3/4-20	1/2"	1-9/16"	5/8"
DRI-40	1/2-13	5/8"	2"	3/4"
DRI-50	5/8-11	7/8"	2-1/2"	7/8"
DRI-60	3/4-10	1"	3-1/8"	1-1/4"
DRM-06	M6	8.0	25	10
DRM-08	M8	10.0	30	14
DRM-10	M10	12.0	40	15
DRM-12	M12	16.0	50	20
DRM-16	M16	20.0	65	25
DRM-20	M20	25.0	80	35

CUT ANCHOR



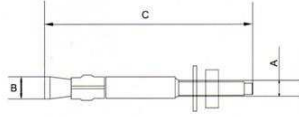
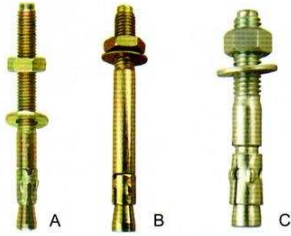
Code NO.	Thread Size(A)	Anchor Dia.(B)	Anchor Length(C)	Thread Depth(D)
CMA-06	M6	11.0	30	9
CMA-08	M8	12.0	35	12
CMA-10	M10	14.0	40	14
CMA-12	M12	17.5	52	20
CMA-16	M16	21.4	63	24
CMA-20	M20	25.4	83	31
CMA-22	M22	28.5	93	36

SLEEVE ANCHOR



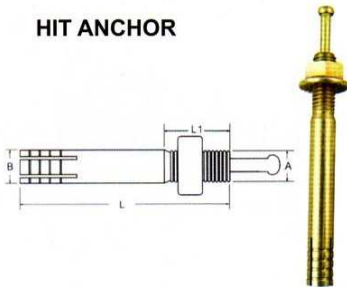
Code NO.	Thread Size (A)	Bolt Size (B)	Sleeve Size (D×L)
SA01	W3/16 M5	1-5/8"~2-1/2"	∅ 6.5×30.5"~53"
SA02	W1/4 M6	2"	∅ 8.0×33"
SA03	W5/16 M8	2"~3"	∅ 10.0×35"~55"
SA04	W3/8 M10	2-1/2"~3-3/8"	∅ 12.7×43"~66"
SA05	W1/2 M12	3"~4-1/2"	∅ 16.0×45"~92"
SA06	W5/8 M16	4"	∅ 19.0×55"
SA07	W3/4 M20	5-1/2"	∅ 23.5×85"

WEDGE ANCHOR



Code NO.	Anchor Size (AXL)
WAM-06	M6X40~95
WAM-08	M8X50~220
WAM-10	M10X65~130
WAM-12	M12X80~150
WAM-16	M16X105~220
WAM-20	M20X125~300

HIT ANCHOR



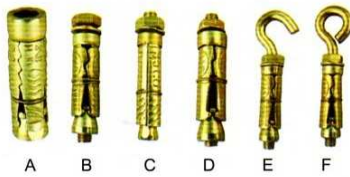
Code NO.	Anchor Size A (B)	Anchor Length (L)	Thread Length (L1)
645-660	6 (6)	45-60	15-20
850-870	8 (8)	50-70	20-25
1050-1012	10 (10)	50-120	20-30
1260-1212	12 (12)	60-120	20-50
1610-1615	16 (16)	100-150	40-50
2013-2019	20 (20)	130-190	50

BOLT ANCHOR



Code NO.	Anchor Size	Outside Dia.	Sleeve Length
BA-650	M6x50 (1/4-20WT)	9.5	30
865-870	M8x65-70 (5/6-18WT)	12	35
1070-1012	M10x70-120 (3/8-16WT)	14	40
1210-1220	M12x100-200 (1/2-12WT)	17.3	50
1610-1620	M16x100-200 (5/8-11WT)	21.7	50
2016-2020	M20x160-200 (3/4-10WT)	25.4	80
2220	M22x200 (7/8-9WT)	28.6	90
2420	M24x200 (1"-8WT)	31.8	110

FIXING SYSTEMS




Code NO.	Bolt Size	Ext. Dia.(mm)	Anchor Length (mm)
FS12	M6x45-80	12	45
FS14	M8x55-95	14	50
FS16	M10x65-120	16	60
FS20	M12x75-150	20	75
FS25	M16x125-130	25	115

HEAVY/DUTY SHELL ANCHOR



Code NO.	Anchor Size	Anchor Length (mm)	Drill Dia.(mm)
HS06	M6(1/4")	45	12.0
HS08	M8(5/16")	55	14.0
HS10	M10(3/8")	60	16.0
HS12	M12(1/2")	75	20.0
HS16	M16(5/8")	115	25.0
HS20	M20(3/4")	130	32.0


SPRING TOGGLE



Size	Drill Hole	Pull Out Load kgs
1/8" (M3)	11	110
3/16"	15	175
1/4" (M6)	23	191
3/8" (M10)	25	205

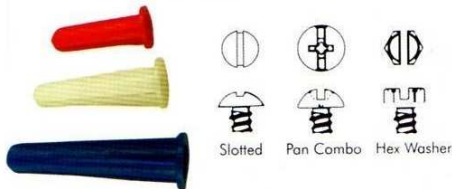
Size	Drill Hole	Pull Out Load kgs
1/8" (M3)	3/8" -10MM	130
3/16"	1/2"	200
1/4" (M6)	5/8"-16MM	500
3/8" (M10)	7/8"	550

FISHLIKE ANCHOR (PE/NYLON)



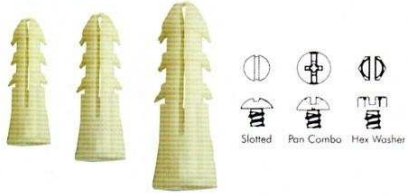
Code NO.	Anchor Size	Drill Size	Screw Size
FIS525	M5X25mm	∅5mm	∅ 2.5-4mm
FIS630	M6X30mm	∅6mm	∅ 3.5-5mm
FIS735	M7X35mm	∅7mm	∅ 4-5mm
FIS840	M8X40mm	∅8mm	∅ 4.5-6mm
FIS1050	M10X50mm	∅10mm	∅ 6-8mm
FIS1260	M12X60mm	∅12mm	∅ 8-10mm

CONICAL ANCHOR (NYLON OR PP)



Code NO.	Anchor Size	Drill Size	Screw Size
CA6	M6mm	∅6mm	∅ 4mm
CA8	M8mm	∅8mm	∅ 5mm
CA10	M10mm	∅10mm	∅ 6mm
CA12	M12mm	∅12mm	∅ 8mm

SPLIT RIBBED PLASTIC ANCHOR




Code NO	Dia&length	House with screw sizes	Hole size
SPA01	3/16X7/8"	#6,#8	3/16"
SPA02	1/4X1"	#10,#12	1/4"
SPA03	5/16X1-1/4"	#14,#16	5/16"

SUPER PLASTIC ANCHOR



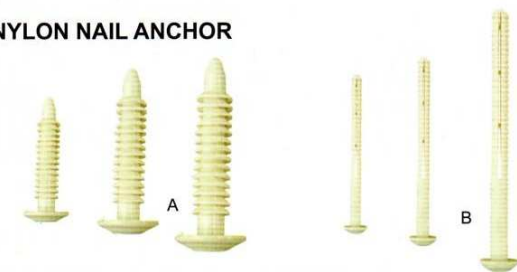
Code NO	Dia&length	House with screw sizes	Hole size
SSPA01	3/16X7/8"	#4, #6,#8	3/16"
SSPA02	3/16X1"	#4, #6,#8	3/16"
SSPA03	1/4X1-1/4"	#6, #10,#12	1/4"
SSPA04	5/16X1-1/2"	#12, #14,#16	5/16"

KNOTTING ANCHOR



Code NO	Anchor size	Drill size	Screw size
6X25	6X25	∅ 6mm	∅ 3.5mm
8X40	8X40	∅ 8mm	∅ 4.3mm
10X50	10X50	∅ 10mm	∅ 4.8mm
14X65	14X65	∅ 12mm	∅ 6.4mm

NYLON NAIL ANCHOR



Code NO	Anchor size
NNA01	5/16X1"
NNA02	5/16X1-5/8"
NNB01	1/4X3/4"
NNB02	1/4X1"
NNB03	1/4X1-1/2"
NNB04	1/4X2"
NNB05	1/4X3"
NNB06	1/4X4"



Box Packing



Galv. Threaded Rod



Hex Bolts & Nuts



Hex Nuts



Flat Washers



Self-Tapping Screws



Open type blind rivet

(mm)

d	l	dk	Hole Dia.	Grip Range	d	l	dk	Hole Dia.	Grip Range
Ø2.4	5.0	Ø4.8	Ø2.5	0.5-2.5	Ø4.8	20.0	Ø9.5	Ø4.9	14.0-16.0
	7.0			2.5-4.5		22.0			16.0-18.0
	9.0			4.5-6.5		24.0			18.0-20.0
Ø3.0	5.0	Ø6.0	Ø3.1	-2.0	Ø5.0	26.0	Ø9.5	Ø5.1	20.0-22.0
	7.0			2.0-4.0		28.0			22.0-24.0
	9.0			4.0-6.0		30.0			24.0-26.0
	11.0			6.0-8.0		7.0			1.0-3.0
	13.0			8.0-10.0		9.0			3.0-5.0
Ø3.2	15.0	Ø6.0	Ø3.3	10.0-12.0	Ø5.0	11.0	Ø9.5	Ø5.1	5.0-7.0
	5.0			-2.0		13.0			7.0-9.0
	7.0			2.0-4.0		15.0			9.0-12.0
	9.0			4.0-6.0		18.0			12.0-14.0
	11.0			6.0-8.0		20.0			14.0-16.0
Ø4.0	13.0	Ø8.0	Ø4.1	8.0-10.0	Ø6.4	22.0	Ø12.7	Ø6.5	16.0-18.0
	15.0			10.0-12.0		24.0			18.0-20.0
	17.0			12.0-14.0		26.0			20.0-22.0
	6.0			0.5-2.5		28.0			22.0-24.0
	8.0			2.5-4.5		30.0			24.0-26.0
Ø4.8	10.0	Ø9.5	Ø4.9	4.5-6.5	Ø6.4	10.0	Ø12.7	Ø6.5	0.5-4.0
	13.0			7.5-9.5		13.0			3.0-7.0
	16.0			10.5-12.5		15.0			5.0-9.0
	18.0			12.5-14.5		18.0			8.0-12.0
	20.0			14.5-16.5		20.0			10.0-14.0
	22.0			16.5-18.5		22.0			12.0-16.0
	7.0			1.0-3.0		24.0			14.0-18.0
Ø4.8	9.0	Ø9.5	Ø4.9	3.0-5.0	Ø6.4	26.0	Ø12.7	Ø6.5	16.0-20.0
	11.0			5.0-7.0		28.0			18.0-22.0
	13.0			7.0-9.0		30.0			20.0-24.0
	15.0			9.0-12.0		35.0			25.0-29.0
	18.0			12.0-14.0					

Open type blind rivet with large flange

(mm)

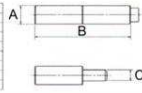
d	l	dk	Hole Dia.	Grip Range
Ø4.0	8.0	Ø12.0	Ø4.1	2.5-4.5
	10.0			4.5-6.5
	12.0			6.5-8.5
	14.0			8.5-10.5
	16.0			10.5-12.5
Ø4.8	18.0	Ø14.0	Ø4.9	12.5-14.5
	20.0			14.5-16.5
	22.0			16.0-18.0
	24.0			18.0-20.0
	10.0			4.0-6.0
Ø4.8	12.0	Ø16.0	Ø4.9	6.0-8.0
	14.0			8.0-10.0
	16.0			10.0-12.0
	18.0			12.0-14.0
	20.0			14.0-16.0
Ø5.0	22.0	Ø14.0	Ø5.1	16.0-18.0
	24.0			18.0-20.0
	10.0			4.0-6.0
	12.0			6.0-8.0
	14.0			8.0-10.0
Ø5.0	16.0	Ø16.0	Ø5.1	10.0-12.0
	18.0			12.0-14.0
	20.0			14.0-16.0
	22.0			16.0-18.0
	24.0			18.0-20.0
Ø5.0	10.0	Ø16.0	Ø5.1	4.0-6.0
	12.0			6.0-8.0
	14.0			8.0-10.0
	16.0			10.0-12.0
	18.0			12.0-14.0
Ø5.0	20.0	Ø16.0	Ø5.1	14.0-16.0
	22.0			16.0-18.0
	24.0			18.0-20.0
	10.0			4.0-6.0
	12.0			6.0-8.0

• Multi-grip Blind Rivet, Multi-grip Blind Rivet with Large Flange, Peel Type Blind Rivet, Color Blind Rivet, Grooved Type Blind Rivet, Drive Rivet are available.



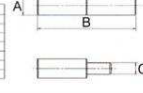
WH6001

	A	B	C
12 × 60	12	60	7
14 × 60	14	60	8
16 × 70	16	70	9
18 × 75	18	75	10
20 × 75	20	75	10
22 × 75	22	75	12
25 × 100	25	100	12
30 × 120	30	120	12



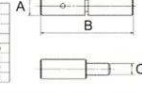
WH6002

	A	B	C
10 × 54	10	54	6
12 × 56	12	56	7
14 × 60	14	60	8
16 × 64	16	64	9
18 × 76	18	76	10
20 × 80	20	80	12
24 × 100	24	100	12



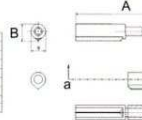
WH6003

	A	B	C
12 × 70	12	70	7
14 × 80	14	80	8
16 × 100	16	100	9
18 × 110	18	110	10
20 × 120	20	120	12
22 × 130	22	130	12
25 × 140	25	140	14



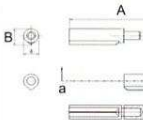
WH6004

	Φ	A	B	D
10 × 60	10	60	12	6
12 × 80	12	80	14	7
14 × 100	14	100	16	8
16 × 120	16	120	18	9
18 × 140	18	140	18	9
20 × 140	20	140	22	12
22 × 150	22	150	24	12



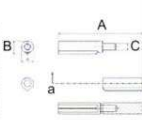
WH6005

	Φ	A	B	D
10 × 60	10	60	12	6
12 × 80	12	80	14	7
14 × 100	14	100	16	8
16 × 120	16	120	18	9
18 × 140	18	140	18	9
20 × 140	20	140	22	12
22 × 150	22	150	24	12



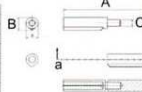
WH6006

	Φ	A	B	D
10 × 60	10	60	12	6
12 × 80	12	80	14	7
14 × 100	14	100	16	8
16 × 120	16	120	18	9
18 × 140	18	140	18	9
20 × 140	20	140	22	12
22 × 150	22	150	24	12

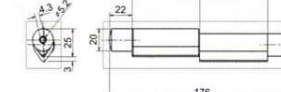


WH6007

	Φ	A	B	D
10 × 60	10	60	12	6
12 × 80	12	80	14	7
14 × 100	14	100	16	8
16 × 120	16	120	18	9
18 × 140	18	140	18	9
20 × 140	20	140	22	12
22 × 150	22	150	24	12

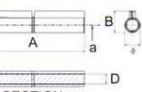


WH6008



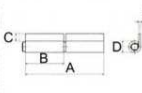
WH6009

	A	B	D	Φ
60	20	7	12	6
70	21	10	16	7
72	25	10	16	7
75	26	11	15	7
82	29	13	19	9
110	35	16	23	11
110	41	19	27	11



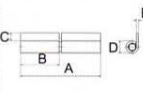
WH6010

	A	B	C	D	E
78 × 28 × 2	78	28	10	12	7
78 × 29 × 3	78	29	11	14	7
98 × 30 × 2	98	30	14	16	7
104 × 30 × 4	104	31	12	18	7
116 × 32 × 5	116	34	15	20	7
116 × 40 × 5	116	36	17	25	7
138 × 49 × 6	138	47	21	27	9



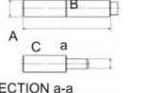
WH6011

	A	B	C	D	E
78 × 28 × 2	78	28	10	12	7
78 × 29 × 3	78	29	11	14	7
98 × 30 × 3	98	30	14	16	7
104 × 30 × 4	104	31	12	18	7
116 × 32 × 5	116	34	15	20	7
116 × 40 × 5	116	36	17	25	7
138 × 49 × 6	138	47	21	27	9



WH6012

	A	B	C	Φ
28	30	80	8	8
48	30	100	8	8
58	40	120	8	8
68	40	140	10	10
78	40	160	10	10





SH6001
 SIZE:
 25X25, 30X20, 30X30, 40X25
 40X40, 50X35, 50X40, 50X45
 60X40, 60X50, 70X60, 80X70



SH6002
 SIZE:
 50X35, 50X40



SH6003
 SIZE:
 50X35, 50X40
 60X35, 60X40



SH6004
 SIZE:
 50X35, 50X40
 60X35, 60X40



SH6005
 SIZE:
 70X60



SH6006
 SIZE:
 2.5"X2.5", 3"X3"
 3.5"X3.5", 4"X4"



SH6007



SH6008
 SIZE:
 80X50, 95X55
 110X55, 140X60



SH6009
 SIZE:
 80X50, 95X55
 110X55, 140X60



SH6010
 SIZE:
 80X50, 95X55
 110X55, 140X60




SH6011
 SIZE:
 80X50, 95X55
 110X55, 140X60



SH6012
 SIZE: 8"-24"



SH6013
 Steel Hinges with 2 bearings



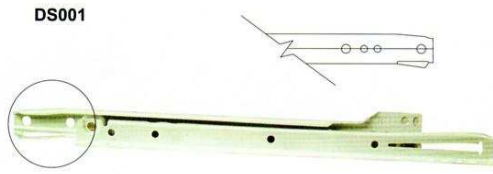
SH6014
 3pcs Hinges



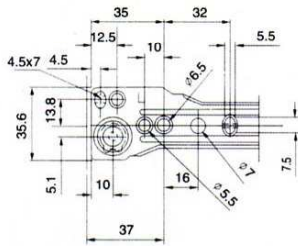
SH6015
 Stainless Steel S/S 304 Loose Pin



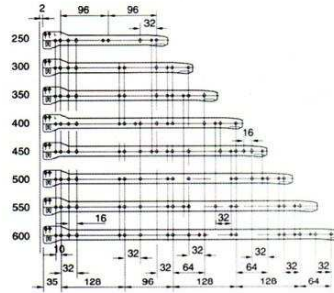
SH6016
 Stainless Steel S/S 304 Fix Pin



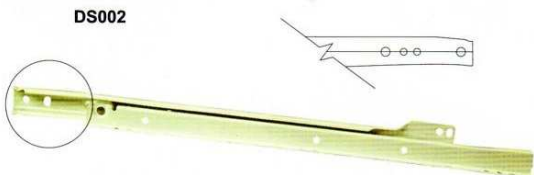
Drilling pattern for cabinet member



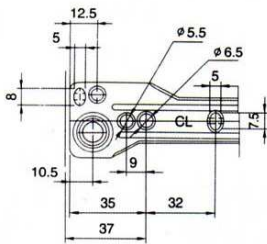
Fastening position for cabinet member



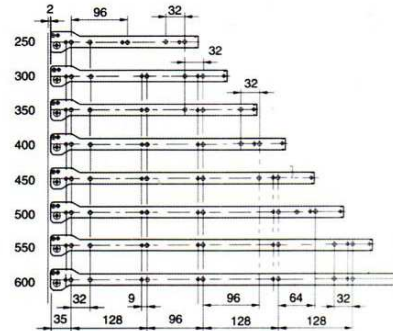
Bottom mounting, Self-closing FGV TYPE.
 Length: 10"--24"
 Material Thickness: 0.7mm--1.2mm
 Painting Thickness: 0.15mm
 Carrying Capacity: 25kg
 Color: According to the requirement from customer



Drilling pattern for cabinet member



Fastening position for cabinet member



Bottom mounting, Self closing BLUM TYPE
 Length: 10"--24"
 Material Thickness: 0.7mm--1.2mm
 Painting Thickness: 0.15mm
 Carrying Capacity: 25kg
 Color: According to the requirement from customer

Slide wheel:



A. Common wheel (ABS)



A2. Common wheel (POM)



B. Silence noise wheel

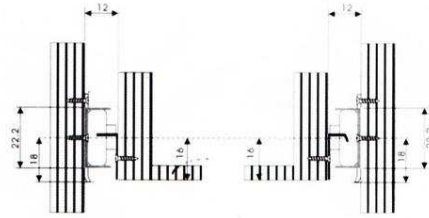


C. Silence noise wheel




D. Silence noise wheel

DS003

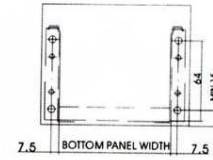
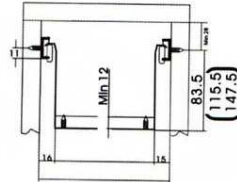
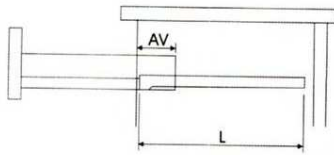


Side mounting Drawer Slide
 Length: 10"-24"
 Material Thickness: 0.7mm-1.2mm
 Painting Thickness: 0.15mm
 Carrying Capacity: 25kg
 Color: According to the requirement from customer

DS004



Side mounting Drawer Slide
 Length: 10"-24"
 Material Thickness: 0.7mm-1.2mm
 Painting Thickness: 0.15mm
 Carrying Capacity: 25kg
 Color: According to the requirement from customer



SB01



Common-Style Shelf Bracket

Euro-Style Shelf Bracket



SIZE: 3"x4" 4"x5" 5"x6" 6"x8"
 10"x12" 12"x14" 14"x16"
 Material Thickness: 0.6mm-1.1mm
 Color: According to the requirement from customer




NH001



NH002



NH003



NH004



NH005



NH006



NH007



NH008



NH009



NH010



NH011




NH012



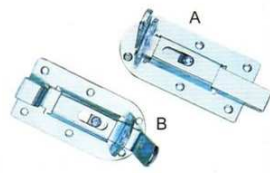
NH013



NH014



NH015



NH016



NH032



NH033



NH034



NH035



NH036



NH037



FM6001



FM6002



FM6003



FM6004



FM6005



FM6006



FM6007



FM6008



FM6009



FM6010




FM6011

FM6012

FM6013

FM6014



FM6015

FM6016

FM6017

FM6018



FM6019

FM6020

FM6021

FM6022



FM6023

FM6024

FM6025

FM6026



FM6027



FM6028



FM6029



FM6030



FM6031



FM6032



FM6033



FM6033




ART.NO.8101
BRIGHT FINISH
HSS STRAIGHT SHANK TWISTED DRILL BITS
SIZE:0.5mm--20.0mm



ART.NO.8102
BLACK FINISH
HSS STRAIGHT SHANK TWISTED DRILL BITS
SIZE:0.5mm--20.0mm



ART.NO.8201
MILLING BITS, BLACK FINISH
SIZE:5mm--29mm



ART.NO.8301
TCT CIRCULAR TIPPED SAW BLADE
SIZE:180mm--660mm
TIPS NUMBER:40T--200T
TCT CIRCULAR TIPPED SAW BLADE, for Aluminium
alloy, copper, non-ferrous metal, plastics, etc



R6220




R6221



R6222




R6210




R6229



R6209



R6227



R6228



R6214




R6206



R6207



R6208



R6232




R6233




R6217



R6216




FH113 (160)




FH212 (128)




Z0112 (192)





5707 (128 160)




KS-069 (128)



FH123 (160 224)






7700250 (160)



N301 (128 96 64)



LB06 (76)



2320 (64 32 16)




JL325 (128)



SP008 (96 128)



9328 (96 64)



A802N0000 (128)



200 (96 64)



1002 (96 64)



1009 (96 64)



1003 (96 64)



YAZ906 (96 64)



YAZ905 (96 64)



1001 (96 64)






B205 (25 30 38)



604 (23 25)



720 (30)



3910B



FH490 (38 30)



8701 (34 28)



HK119




B491 (L S)



YK6



YK3 (27)



JL336



P1



YK7



YP7 (Ø14)



602 (Ø25)



760 (28 24)



N201



B29



FH994



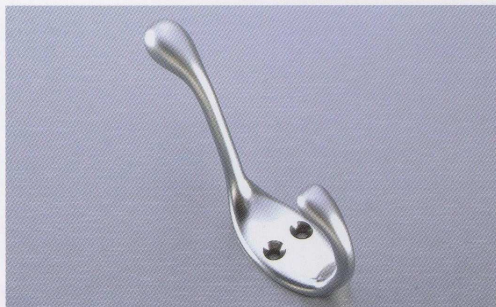
B17



B13



B06S



B27



WP49



N202



B24



B30



B25



B11L



B15



B14



B16



B05



B012



B10




B08



B042




B11S




B09



C-01




C-02




016



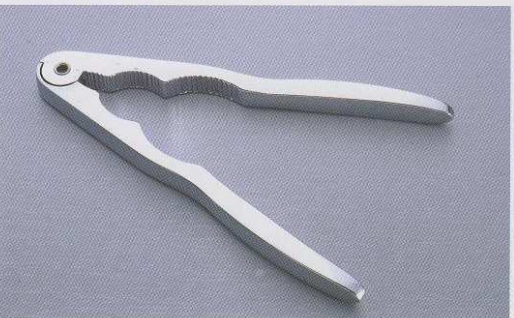
JL273



REF737




REF736




H02




H01



904 (S)



903



902




YK3060



CA-H009



YK6070



YM004



Y002




908magnetism stopper



909magnetism stopper



906




911 (L S)



1511 (130X20)




1510 (20X15)




910 (L M S)




909 door stopper




HW2011 ϕ 12(96 128 160 192 224 256 288 320)
Hollow Stainless Steel




HW2011 ϕ 14(96 128 160 192 224 256 288 320 352)
Hollow Stainless Steel



IR2011 ϕ 12 ϕ 14(96 128 160 192 224 256 288 320)
IRON



HW084(96 128 160 192 224 256) ϕ 16
Hollow Stainless Steel



AL2011(96 128 160 192 244 256) ϕ 12 ϕ 14
Aluminium






5015(64 96 128 160 192 256 288)




SP001(64 96 128 160 192 224 256)




5605(64 96 128 160 192 256)



147(128 160 192)



149(96 128 160 192 224 256)



KS004 (160)



50128 (96 128)



KS-074 (160)



10099 (160 128)



006 (160)



7031 (96)



FH093 (160)



10683 (160)



KS-012 (128)



010 (128)



8362 (96)



57128 (160 128 96)



2044 (96 28)




8361 (128)




PVP00713 (160)



FH997 (160 128 96)




FH113 (160)




FH212 (128)




Z0112 (192)



5707 (128 160)




KS-069 (128)




FH123 (160 224)






FH116 (160)



2070 (160 128 96)



HA015



003 (96)



133 (96 128)



3101 (L S)




2046 (128 96)



2050 (128 96 64)


Handle Series



Art No C.C Material
C498 96/128 Zamak




Art No C.C Material
SK25 96 Zamak
128/160



Art No C.C Material
9204 128 Zamak



Art No C.C Material
MH15 128 Zamak



Art No C.C Material
9413 96/128 Zamak
160/192
320/448



Art No C.C Material
0502 96/128 Zamak
0502K

Handle Series

Art No *C.C* *Material*
IN-2 *90* *Zamak*




Art No *C.C* *Material*
2755 *96* *Zamak*
128/160



Art No *C.C* *Material*
IN-1 *160* *Zamak*



Art No *C.C* *Material*
IN-3 *160* *Zamak*



Art No *C.C* *Material*
IN-4 *224* *Zamak*




Art No *C.C* *Material*
MH14 *224/320* *Zamak*



Art No C.C Material Dia
U001 128 Zamak+AL 12
160/192




Art No C.C Material
SK65 128 Zamak+AL
160/192




Art No C.C Material
8019 128 Zamak+AL
160/192




Art No C.C Material Dia
318 128 Zamak+AL 13
160/192



Art No C.C Material Dia
812 128 Zamak+AL 13
160/192



Art No C.C Material
9384 128 AL
9380



9380


Art No C.C Material
530 64/96 Zamak+Brass




Art No C.C Material Dia
U303 64/96 Steel 10
128/160
192/224
288/320



Art No C.C Material
MH20 128 Zamak+AL
160/192




Art No C.C Material
SK21 128 Zamak+AL
160/192




Art No C.C Material
SK16 30 Zamak



Art No C.C Material
9773 96 AL




Handle Series




Art No *C.C* *Material*
9244 128 Zamak



Art No *C.C* *Material*
611 128 Zamak




Art No *C.C* *Material*
SK31 96 Zamak



Art No *C.C* *Material*
SK30 96 Zamak



Art No *C.C* *Material*
2821 101 Zamak



Art No *C.C* *Material*
608 75 Zamak

Handle Series



<i>Art No</i>	<i>Diameter</i>	<i>Material</i>
602	39.5X14	Zamak
7080	22.5X17.5	Zamak
9906L	23	Zamak
9906S	19	Zamak
3133	19.7	Brass
601	16X35	Zamak
314	15.6	Zamak
509	19.5X17	Zamak
729	24	Zamak
M1	18	Brass
714	20X20	Brass
8011	24X15	Zamak
904	22	Zamak
	25/27	
606	24X24	Zamak

Handle Series

Art No	Diameter/C.C	Material
0409	30	Zamak
7920	35.5	Zamak
208S	16	Zamak
129	31/33	Zamak
906	22/26.5	Zamak
M2	15	Brass
7928	35	Zamak
809	32	Zamak
KB-1	25X15	Zamak
822	49X16	Zamak
M4	13	Brass
808/15	15	Zamak
3111	10	Brass



129



906



0409



M2



809



M4



7920



KB-1



7928



808/15



208S



822



3111

Handle Series

Art No	C.C/Diameter	Material
9481	32	Zamak
3323	16	Zamak
512	40X14	Zamak
301	16	Zamak
866	32	Zamak
827A	55	Zamak
杯耳	32	Zamak
207	16	Zamak
865		Zamak
201	36X12	Zamak
20019	12	Brass
	14/19	Zamak



301



866




9481



865



827A



3323



201



杯耳



512



20019



207

Art No	C.C/Diameter	Material
807	52X40	Zamak
827	51X38	Zamak
IB003	48X43	Zamak
A008	44X35	Zamak
M2L	15	Zamak
9922	12X12	AL
133	41	Zamak
2028	32	Zamak
132	23	Zamak
813	32	Zamak
316	41X35	Zamak
9902L	74X20	Zamak
9902S	50X13	



M2L



9922




827



813



133



IB003



316



807



2028




A008



9902

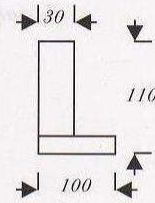


132



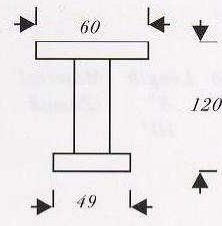
Art No
OK5

Material
Zamak+AL



Art No
AS-2B

Material
Zamak+AL

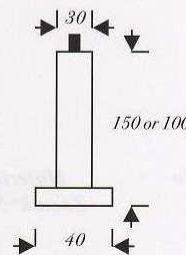


Adjust Height: 22mm

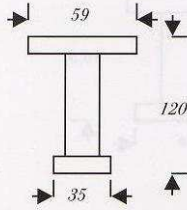


Art No
OK3

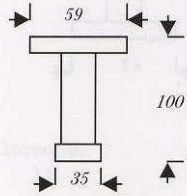
Material
Zamak+AL



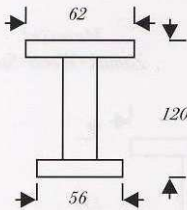
Art No 6113A+B Material Zamak+Steel+Wood



Art No 6113B+B Material Zamak+Steel+Wood



Art No 6114 Material Zamak+Steel



Special




Art No
818

Material
Zamak+Steel

365

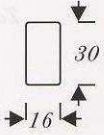
Tie Shelf



Art No
Trousers Shelf

Material
Zamak+Steel

Art No 0503 Material Zamak



Art No Rod Holder/S For 16mm Tube Material Zamak



Art No C.C Material SK6 22X12 Zamak



Art No 614 Material Zamak




Art No KK11 For 9mm Tube Material Zamak



Art No Rod Holder/L For 15mm Tube Material Zamak



Special



Art No
SK59

Material
Zamak



Art No
821

Material
Zamak



Art No
0821

Material
Zamak



Art No
529

Material
Zamak



Art No
H2001

Material
Zamak

Special



Art No
Door Stopper B *Material*
Zamak



Art No
Door Stopper A *Material*
Zamak




Art No
Door Stopper C *Material*
Zamak

<i>Art No</i>	<i>Diameter</i>	<i>Material</i>
<i>MH5</i>	<i>54</i>	<i>Pastic</i>
<i>MH6</i>	<i>38</i>	




<i>Art No</i>	<i>Material</i>
<i>6111</i>	<i>Zamak</i>



<i>Art No</i>	<i>Material</i>
<i>JSL</i>	<i>Zamak</i>



<i>Art No</i>	<i>Material</i>
<i>641</i>	<i>Zamak</i>



Special




Art No
0504

Material
Zamak



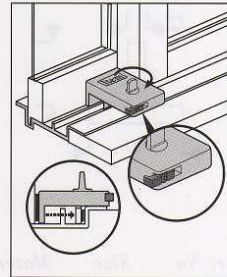
Art No
IB19

Material
Steel



Art No
Y21

Material
Zamak




Art No
KK1

Material
Plastic



Art No
AGR7

Material
Plastic



Art No
AGR-b

Material
Plastic



Art No
AG-a

Material
Plastic




Art No
AGR-C

Material
Plastic




Special



AGR4

*Art No
AGR4*


*Material
Palstic*



KK6

*Art No
KK6
Right and Left*


*Material
Palstic*



KK4

*Art No
KK4*


*Material
Palstic*



KK3

*Art No
KK3*

*Material
Palstic*



AGR3

*Art No
AGR3*


*Material
Palstic*



KK16


*Art No
KK16*

*Material
Palstic*





Art No
Sk72-A

Material
Zamak




Art No
Sk72-B


Material
Zamak




2



3




4



5




6




7



8



9




10

Special



Art No *Material* *Diameter*
ABR390 *Zamak*

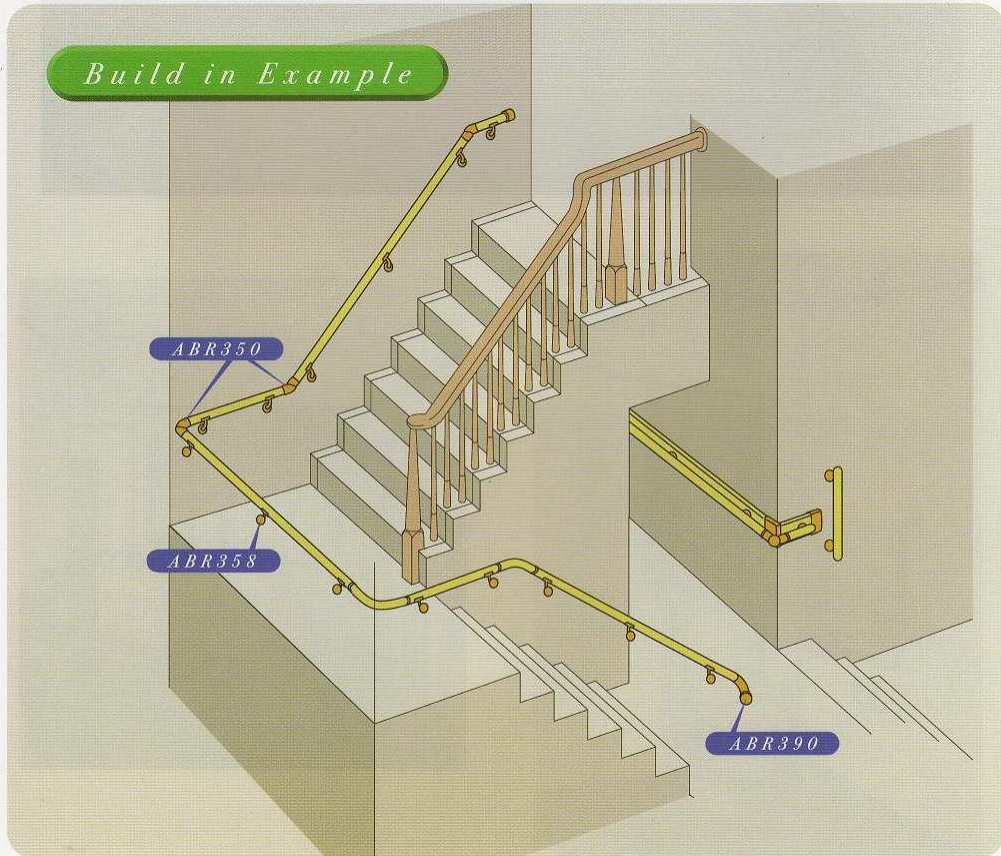


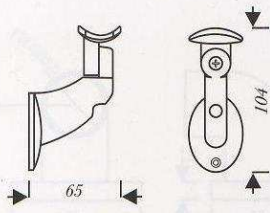
Art No *Material* *Diameter*
ABR350 *Zamak*



Art No *Material* *Diameter*
ABR358 *Zamak*

Build in Example





Art No YF2
Material AL

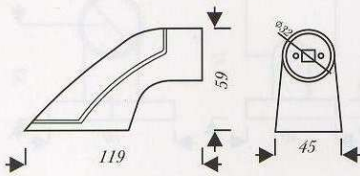


Art No YF3
Material AL
Diameter 35

Art No YF4
Material AL
Diameter 32




Art No YF1
Material Zamak
Diameter 32



Art No YF1
Material AL
Diameter 35

Art No YF2
Material AL
Diameter 32

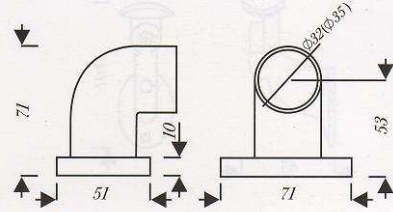


YF1 YF2 YF3 YF4

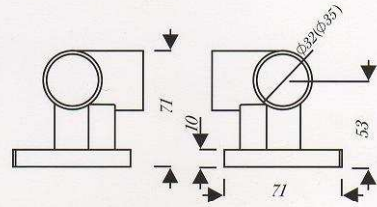
Special




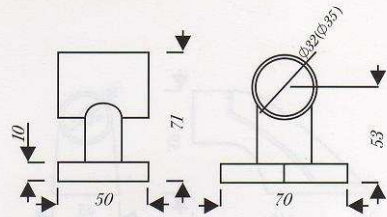
Art No	Material	Diameter
Y3	Zamak	35
Y4	Zamak	32



Art No	Material	Diameter
Y5	Zamak	35
Y6	Zamak	32



Art No	Material	Diameter
Y7	Zamak	35
Y8	Zamak	32





Art No	Material	Diameter
Y30	Zamak	35
		32



Art No	Material	Diameter
Q35	Zamak	35
Q38		38



Art No	Material	Diameter
BBLCX	Zamak	



Art No	Material	Diameter
Y1	Zamak	35
Y2		32



Art No	Material
SK57	AL



Y30 Q35 Q38



Special



<i>Art No</i>	<i>Material</i>	<i>Diameter</i>
<i>YS</i>	<i>Zamak</i>	<i>35</i>
		<i>32</i>



<i>Art No</i>	<i>Material</i>	<i>Diameter</i>
<i>Y11</i>	<i>Zamak</i>	<i>35</i>
<i>Y12</i>		<i>32</i>



<i>Art No</i>	<i>Material</i>	<i>Diameter</i>
<i>Y15</i>	<i>Zamak</i>	



<i>Art No</i>	<i>Material</i>	<i>Diameter</i>
<i>Y17</i>	<i>Zamak</i>	



<i>Art No</i>	<i>Material</i>	<i>Diameter</i>
<i>BR-106</i>	<i>Zamak</i>	



<i>Art No</i>	<i>Material</i>	<i>Diameter</i>
<i>Y16</i>	<i>Zamak</i>	

